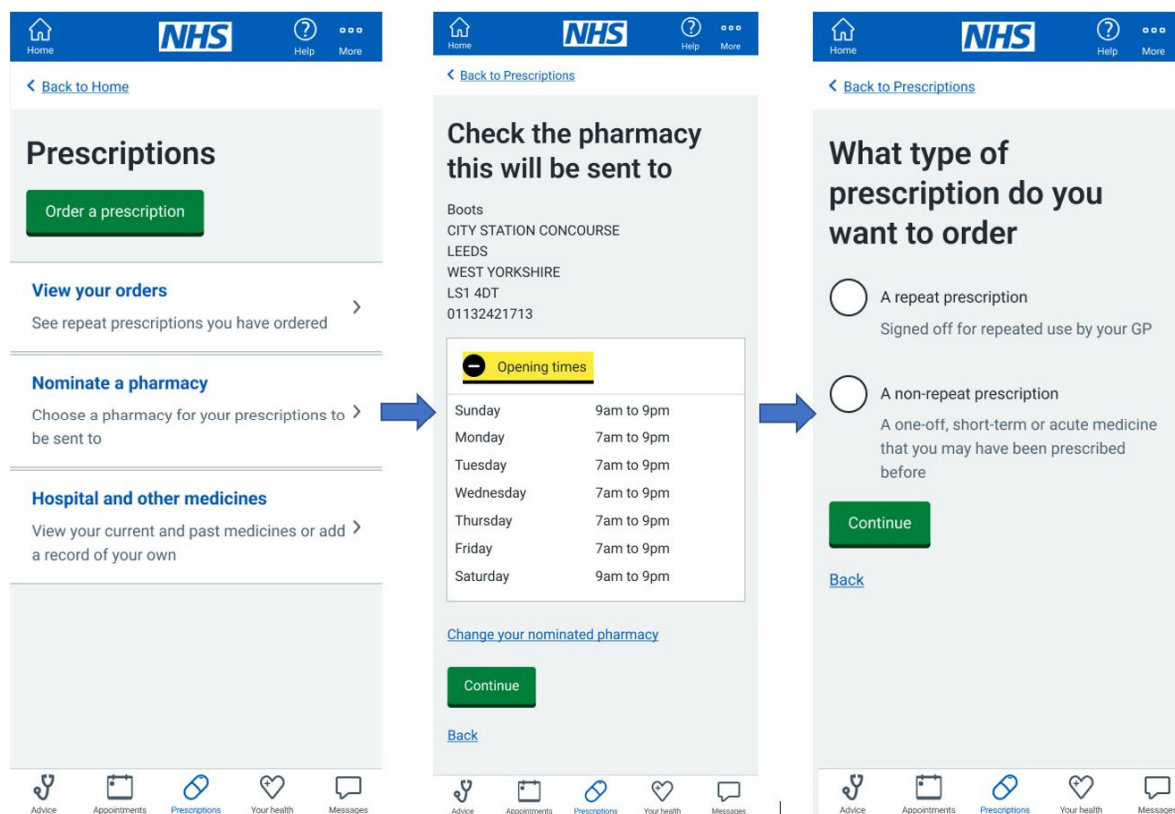


## Request a repeat prescription using the NHS App



### Step 1 - Prescriptions screen

Select the 'Your nominated pharmacy' option to check your prescription will be sent to the pharmacy of your choice. You can change your nominated pharmacy at any time. It's best to do this before you order anything, so your prescription goes to the right pharmacy.

### Step 2 - Check the pharmacy it will be sent to

See 'Choose a nominated pharmacy' above.

If you're happy with your nominated pharmacy, select 'Back' to return to the previous Prescriptions screen.

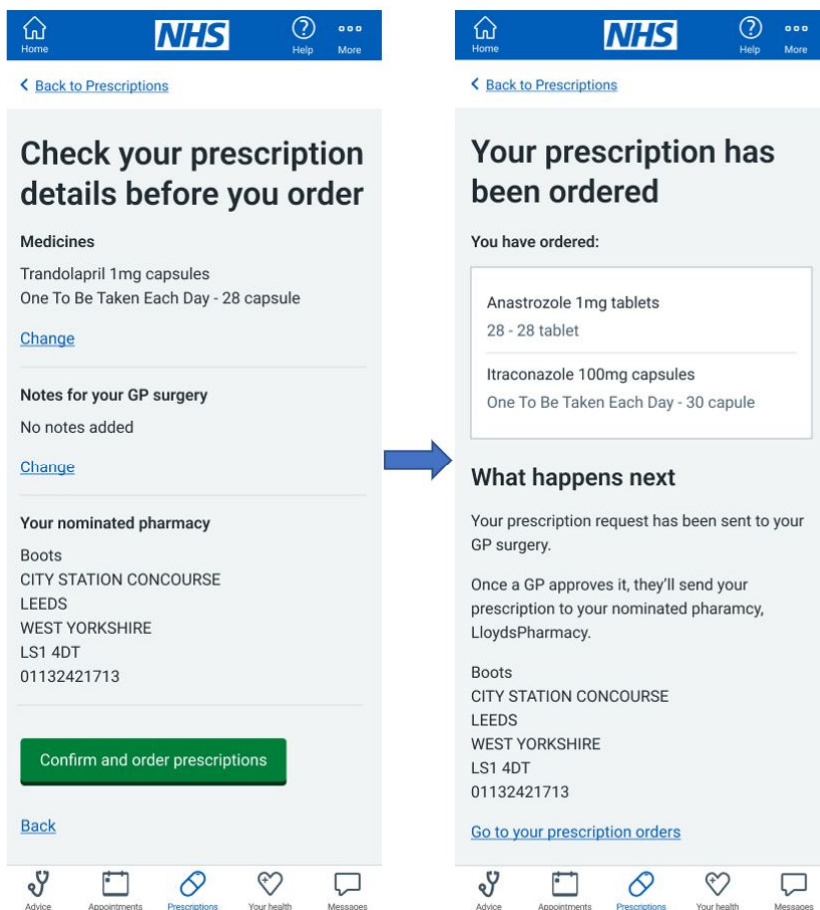
Select the 'Order a Prescription' button.

### Step 3 - What type of prescription do you want to order?

There are two options, a repeat prescription, and a non-repeat prescription. Non-repeat prescriptions are one-off medicines you may have ordered before. Contact your GP surgery to order non-repeat prescription, as this service is unavailable through the NHS App.

Choose 'A repeat prescription' and select 'Continue'.

The next screen shows the medicines available for you to request. Choose the medicines you require and select continue. If needed, there is a free text box to add a note for your GP.



#### Step 4 - Check your prescription details before you order

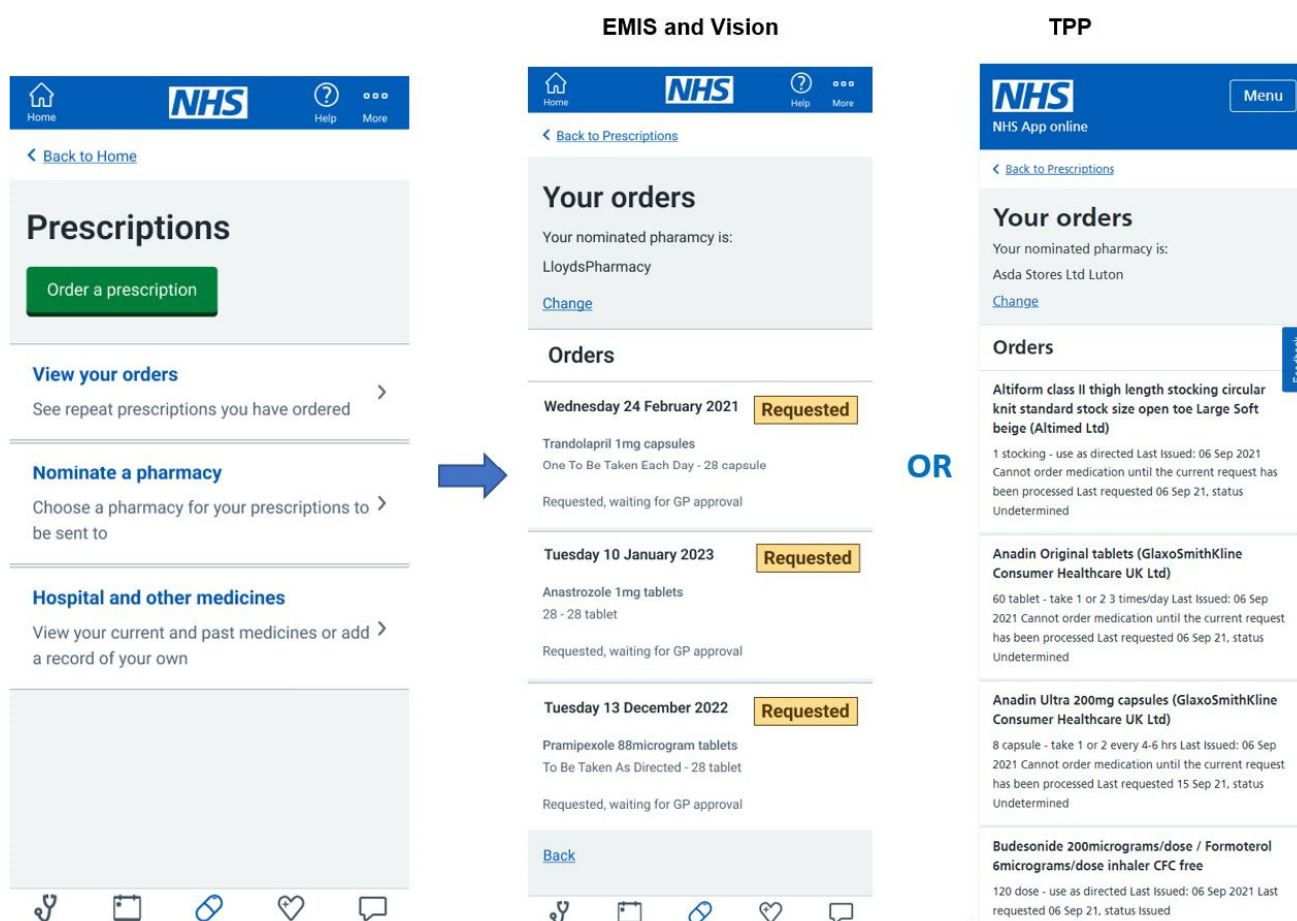
Check your order and nominated pharmacy are correct, then select 'Confirm and request your prescription'. If you need to make any changes, select the 'Back' option to return to the previous screen.

#### Step 5 – Your prescription has been ordered

Your request is confirmed and will now be sent to the GP surgery for approval. Once the prescription is approved it will show as issued on your order summary screen and will be sent through to your nominated pharmacy. Your pharmacy will advise when your prescription is ready to collect - contact them directly with any queries.

#### View your orders

To view your current and previous prescription orders, log-in to your NHS App and select Prescriptions from the navigation options at the bottom of the screen.



## Step 1 - Prescriptions

Select 'View your orders'.

## Step 2 - EMIS and Vision, or TPP (GP clinical system names)

Your previous and current repeat prescription orders will be shown in a list format, similar to one of these demo screens. Your nominated pharmacy is displayed at the top of your screen. Contact your GP surgery or your pharmacy with any queries regarding the status of your repeat prescriptions.